



सेवा में

Blooming lives foundation

नई दिल्ली



महोदय

मेरा नाम सारंश गुप्ता है

मेरे बच्चे का नाम नीचा गुप्ता है उमर 3 साल की है

UHID no. = 106479732 है बिमारी का नाम स्टीनो वलास्टोमा है

मेरे बच्चे का इलाज रमस अस्पताल में चल रहा है मैं

सम्भल (U.P) का रहने वाला हूँ हम यहाँ पर पिछले 2.5 साल

से चल रहा है अभी डॉक्टर ने IAC के लिये बोला है और

अब तक 12 कीमती दवाइयाँ रमस हॉस्पिटल में 95,122

पैसे का इस्तीमाम दिया है और डॉक्टर ने जल्दी से जल्दी

इलाज करने को बोला है क्योंकि पहले से ही मेरी बच्ची अपनी

रक आस खो चुकी है तो प्लीज आप सभी से बिन्ती है

मेरी बच्ची का बचाने में सहयोग करें आप सभी को

अती कृपा होगी।

धन्यवाद

Saransh  
Signature

Father's Name - Saransh Gupta

Parent Name - Niga Gupta

Hospital - AllMS Hospital

Address - Sambhal (U.P)

Purga Colony

**ESTIMATE CERTIFICATE  
TO WHOM IT MAY CONCERN**

This is to certify that Shri/Ms. Niya Age 3y Gender F

S/o, D/o, W/o Saravsh Gupta is getting treatment under Dr Pradeep Dept. Urology

UHID No. 106479732

is suffering from  Enlarged prostate  Large mass

He/she has been advised for surgical items for IAC procedure of  Triple drug cycles for (Melfhalon) regimen and the


approximate cost of the total treatment is Rs. 7950122/- topotecan (carboplatin)

(in words) Rupees ₹ Ninety five thousand & One hundred twenty two

# Item-wise break-up of expenditure of the estimate (if applicable) is as below.

1. INJECTION OMNIPAQUE/OMERON 300mg-50ml	1000RS
2. THREE WAY CONNECTOR(BD)-1	268RS
3. SHORT CONNECTING TUBES WITH 3 WAY-2	120RS
4. LONG CONNECTING TUBES WITH 3 WAY-2	308RS
5. LUER LOCK SYRINGES 10ml/0.1ml-1	43RS
6. MEDICUT 18G/PUNCTURE NEEDLE 18G/21G-1	315RS
7. EXCHANGE GUIDEWIRE(TERMO) 150cm, 32 ANGLED-1	2226RS
8. DOUBLE LARGE BORE Y-CONNECTOR(MERIT)-1	1250RS
9. FEMORAL SHEATH(ARROW) 5F X 7.5cm-1	1224RS
10. ENVOY 5F-1	12584RS
11. MARATHON-1/HEADWAY 21	52700RS
12. HYBRID/MIRAGE-1	26900RS
13. INJECTION MELPHALON 50mg/10ml	2,500RS
14. INJECTION TOPOTECAN 2.5mg/2.5ml	4,000RS
15. INJECTION CARBOPLATIN 150mg/15ml	1,000RS

Note:  
 # This estimate certificate is being issued to avail financial assistance for treatment only.  
 # The said estimate certificate is valid and applicable to avail financial assistance from Rashtriya Arogya Nidhi (RAN), Delhi Arogya Nidhi (DAN), State Illness assistance fund, Prime Minister's Relief Fund, Health Minister's Discretionary Fund (HMDF), MP local area development fund, CM relief fund, and fund from other sources.  
 # This estimate Certificate is also applicable for Govt./PSU's employees and beneficiaries of ESI  
 # The Cheque is to be issued in favor of "Director AIIMS, New Delhi"

Name & Signature of Consultant with Stamp  
  
 Additional Professor of Ophthalmology  
 डॉ. राजेंद्र प्रसाद नेत्र विज्ञान केंद्र  
 P. Centre for Ophthalmic Sciences  
 AIIMS/A.I.I.M.S., New Delhi



# अ० भा० आ० सं० अस्पताल / A.I.I.M.S. HOSPITAL

## बहिरंग रोगी विभाग / Out Patient Department

अस्पताल के अन्दर धूम्रपान मना है / SMOKING IS PROHIBITED IN HOSPITAL PREMISES



शरीरमाद्यं खलु घर्मसाधनम्

एकक/Unit

विभाग/Dept.

नाम/Name

नाम/Room  
UHD: 108479732  
Dept No: 20230030005220

कक्षा/Room

OPR-6

14  
Unit-  
PCSC PAEDS  
Queue No: N11

Regn. No.

पता/Address

निया निया  
NIYA  
3M 9M 28D / F1  
DIOSARANSH GUPTA  
Add: DURGA COLONY SAMBHAL UTTAR  
PRADESH, INDIA

23/02/2023

New Patient General FO Reporting: 1:30 PM

निदान/Diagnosis

BILRB <math>\leftarrow</math> (1) OPD  
(2) CORB

दिनांक/Date

उपचार/Treatment

42

9-7-15

1st cycle of HD COV

46-9-1

AN

TLC-10380

RS-799x10<sup>3</sup>

ANC-4270

WBC-17/S.9

PLC-29/02

OS - 27/20

MR  
HBS  
MCV

• 14 VINCRI 25 mg w (D)

• 14 CARBO 280 mg is 100ml w (D)

• 14 ETOP 120 mg is 300ml w (D)

• 14 EMESGT 1.5 mg w stat

• 14 DEXA 1.5 mg w stat

SOP EMESGT (5/2) 3ml ~~oo~~ x 3 days

P DEXA 2.4 mg ~~oo~~ x 3 days

SOP SCPTAN (5/40) 5 ml A/D

• 5-LSL 50 mg s/c OD x 5 days

next visit -> ~~27/2/23~~ / POC / 7/4A / 2100pm  
6/3/23 / for registration

Handwritten signatures and dates: 27/2, 26/2

CLEAN AND GREEN AIIMS / एम्स का यही संकल्प, स्वच्छता से काया कल्प

अंगदान-जीवन का बहुमूल्य उपहार / ORGAN DONATION - A GIFT OF LIFE

O.R.B.O., AIIMS, 26588360, 26593444, www.orbo.org Helpline - 1060 (24 hrs service)





अ० भा० आ० सं० अस्पताल / A.I.I.M.S. HOSPITAL  
बहिरंग रोगी विभाग / Out Patient Department

8

LH2202230926 106479732  
LC2202231385 106479732

NIYANIYA

एकक / Unit \_\_\_\_\_  
विभाग / Dept. \_\_\_\_\_  
नाम / Name \_\_\_\_\_

63/23

उपचार / Room 7  
Unit-III  
Paediatric  
Queue No: F4  
22/02/2023

निवा निवा  
NIYA  
BM BM 27D / FU  
D. JOSARANSH GUPTA  
Add: DURGA COLONY SAMBALH, UTTAR  
PRADESH, INDIA

Regn. No. \_\_\_\_\_  
पता / Address \_\_\_\_\_

CKID  
72817

निदान / Diagnosis

(R) EORB (L) Group DRB

दिनांक / Date

8-15

11mo female infant  
referred from RPC for systemic chemotherapy

DOB: 12.03.2022

History in brief:

swelling & redness of (R) eye since 1mo  
h/o one episode of generalised seizure (unresponsiveness,  
uprolling of eyeballs, tonic posturing ~ 1-2min,  
self aborted; briefly managed with antiepileptic,  
attributed to hyponatremia (124), no h/o fever, h/o  
loose stools 1d prior; not on any anti-epileptic  
medication now).

Recent Na<sup>+</sup>: 136 (24/1/23)

can identify objects with (L) eye, vision preserved.  
no further episodes of seizures. no h/o vomiting  
no bleeding manifestations / progressive pallor /  
no swellings not in the body transfusion requirement

O/E: E4V5M6 (R) eye phthisical; redness ⊕; swelling  
cheerful. of the (R) eye ⊕

CLEAN AND GREEN AIIMS / एम्स का यही संकल्प, स्वच्छता से काया कम्प

अंगदान-जीवन का बहुमूल्य उपहार / ORGAN DONATION - A GIFT OF LIFE

O.R.B.O., AIIMS, 26588360, 26593444, www.orbo.org Helpline - 1060 (24 hrs service)



RPC diagnosis (based on EUA & MRI orbit/brain)

Imp: (R) EORB  
(L) Group D Rb.

Optic N involvement  
+ scleral coats involvement

To proceed after RC discussion

Adv

1) Sample collection centre (27) → CBC  
RFT  
LFT  
HIV, HBsAg, anti HCV Ab.

2) Room 2 → Mantoux - Reading on 24/2/23 at 10am

3) Metastatic evaluation:  
→ Date for BMA, BM biopsy, CSF analysis [Dated on 3/3/23; to report status NPO to MCB/daycare at 10am]  
→ Date for bone scan

4) To submit films for RC discussion.  
To collect films from Room 34 on 23/02/23 at 2pm.

5) C/O/w Dr. AK Gupta  
→ To collect pre-chemo lab reports tomorrow  
If normal  
→ To start #1 HDCEV  
(tentative date taken from MCB - 24/02/23)

6) F/U in PCSC on 23/2/23 at 2pm with reports ✓

7) Symp COTRIMOXAZOLE (40mg/5ml) 6ml Once QD.

8) Room 14 → Ms. Shanti / Ms. Shubhangi  
↓  
CANKIDS registration

6/3/23 → 1:30pm Sr. Jincy - Rb protocol, date for POC file

Dr. Padma Sagarika  
Senior Resident, DM Pediatric Oncology  
Dept. of Hematology, TMS - DMC 96978



डॉ. बी. आर. अम्बेडकर संस्थान  
Dr. B.R. Ambedkar Institute of Health Sciences  
अ.भा.आ.सं अस्पताल/A.I.I.S  
बहिरंग रोगी विभाग/ Out Patient

अस्पताल के अन्दर घूमपान मना है /SMOKING PROHIBITED

एकक / Unit  
विभाग / Dept.

Dr. A. Biswas  
Ro

IRCH No.

बंरो

DR. B.R.A. IRCH, AIIMS, NEW DELHI

IRCH No. 307487

Clinic Radiotherapy Evaluation  
Deptt. RADIATION ONCOLOGY  
General

Reg. Date-07/11/2023

Clinic No. 2023/125141



UHID-107124755

नाम  
Name NIYA GUPTA

S/O- Sanchosh gupta

Sex/Age F/1Y

Room 3 (Shift Morning)

1007-200 15616 colony sambhal, UTTAR PRADESH, INDIA

नाम/Name	पिता/पुत्र/पत्नी/पति/पुत्री F/S/W/H/D of	Sex	Age
Niyagupta		F	1y0m

निदान / Diagnosis

△ BL Retinoblastoma - P/TO HDCEV (16/8/2023) → Rt eye

दिनांक / Date

उपचार / Treatment

1/3/2024

Rt = EoRB (Stage IVA)  
Lt = Group-D  
Radiation Completion Summary

Patient completed part to RT orbit. of done (40gy/20#/4weeks) using partial arc VMAT technique. N.E.F 30/1/2024 to 20/1/3/2024. in Vest HD.

Grade 1 dermatitis

advice :- Review after 1 month on 2/April/2024  
c fresh CBC, U&E, Trefor. in room no 3 at 9:10am

- RPC Review.

- Pediatric oncology review.

3  
09 APR 2024

अंगदान-जीवन का बहुमूल्य उपहार / ORGAN DONATION - A GIFT OF LIFE

O.R.B.O.AIIMS, 26588360, 26593444, www.orbo.org Helpline-1060 (24 hrs. service)

बाहर से आने वाले रोगियों के लिए धर्मशाला की सुविधा उपलब्ध है/ Dharamshala facility is available for outstation patients

- N/V on 13/05/24 in POC Clinic  
(Parents) 2pm

Mander

Red Nephro OPD opinion

on Monday at 9am  
[212] → as discussed  
i Dr Saiteja

Ys/B A. Aditi

yo B/L Retinoblastoma Stage IVa planned for  
HSCT

Found to have low GFR on DTPA - 56 ml/min/1.73m<sup>2</sup>

referred for low GFR

U/x - 4/0.3

Ca/Po<sub>4</sub> - 10.4/6

Na/x - 42/44

ALS - 4.2

PT/aPTT - 13.3/29.6

10.9  
6070  
N49236  
3.69

low GFR may not fully reflect on GFR -

USG KUB + eye / structure / echography

urine ← PCR → spot → Smart Lab  
PCR  
for microproliferals → Lab Path  
↳ 3,000

• Rpt KFT (BCA)

• can go ahead E plan @ CT/CRP/Antib.  
HSCT

y these are @

13/05/24

cta

B/L RB  
Ⓜ EORB stage IVa  
Ⓜ group 0 RB



2D - ECHO → LVEF 65%

— C/O/W Dr Aditya Sii

→ Discussed Dr Loni Sii  
to go to Wednesday OPD  
for IAC preparation

Surf  
29/5/2024

IAC - admission

⊕

planned — tentatively  
Monday

Plan.

— HSC for IAC  
(analysis)

Aditya → 8

CO<sub>3</sub> ⊕ ⊖

14/9/24

B/L RB (stage IV A)

① CORB → 7 HDCEV → enucleated → 2 HDCEV  
(Sep 23)

② group D

EBRT (1/3/24)

• ③ periocular topotecan (3/4/24)

↓  
3 Aug chemo

• ④ single drug IAC (16/4/24)

(12 # total CT)

• ⑤ double drug IAC (M+T) (25/6/24)

• ⑥ cryo / TTT also done

Last EVA :- 30/7/24 ← done

Next :- ⑦ Triple drug IAC planned.  
19/9/24 Admitted.

Came to OPD for fund arrangement.

plan

① fund arrangement  
↓

Shantiji

② R/V to OPD after  
EVA/IAC.

Shree

Date: 17/12/23

Diagnosis: Staging EUA ↓ unit-6 ↓ Dr. Lomi

Anterior segment

OD

Pre-phthisical

OS

Grossly normal

USG

Management:

Intra-ocular mass & calcification  
Disorganized globe

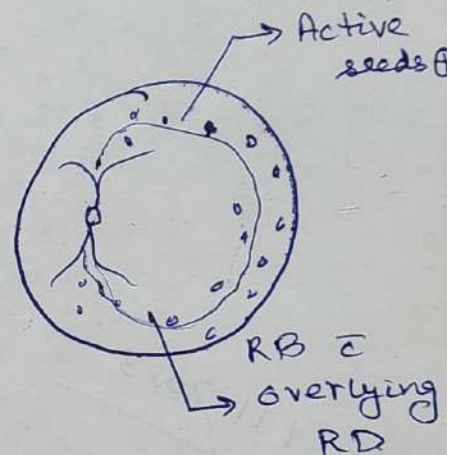
Inter-ocular mass & calcification

Fn.

Histopathology findings:



Haze



71/10/2023

22/19/2023

- Enucleated RE
- Phthisis bulbi of chemoreduced RB.
- one focus of calcified tumour is seen (LTD 12mm).

No viable tumour is seen.

All ocular structures including choroid, ON and sclera including resected margin of DN are free of tumour.

ATCC: PTx No Mo

7/10/2023

SIP 7 cycles HDC EV.

Refer to

Peds oncology

LE enucleation + i implant

(22/9/2023) (18mm)

New RAK OPD A →

ON stump

2nd floor

7mm

DR Rachna Seth  
DR Aditya K. Gupta  
DR. JP Meena

for systemic chemotherapy.

Due for 8th HDC EV cycle

date → 14/10/2023

• IRCH - Tue | Fri for EBRT.

RIW in Old RBC

142

Mon | Wed

2 PM

PR Puro

JR

after 2 cycles of chemo.

1/11/2023

conformer extruded

conjunctiva healthy

Implant in situ

Prostheris fitting

- DR Anu

Room 143

dt EVA after 2 weeks

= 24 Nov 2023

Room 63, 8 AM

EBRT → due → 9

Flu in Peds onco

↳ as advised

for chemo

NPO

solids 12 AM on

liquid 2 AM 6w

water 6 AM 2w

24 / 11 / 2023

EVA ↓ unit-6 DR. Sumit / DR. Ananya / DR. Sreepo

Ⓡ enucleated for EORB : 22 / 9 / 23


Ⓛ 9P D-

HPE : NO HRF

SP ♀ # HDCEV : 16 / 8 / 2023  
(last)

~~EVA~~ EBRT : pending

OS



→ Regressed ~~calcified~~ calcified mass  
→ persistently active looking subretinal seeds

Due for 10m cycle  
29 / 11 / 2023

Adv

Prostheis trial  
DR ANU

143 9AM

HE  
[ - E/d Mycin TDS 100x 5 days

- Continue chemotherapy
- EBRT for R/E as planned

*[Signature]*

- FlU after 2 cycles of chemotherapy  
in Old Oncology clinic (#142B) on  
Mon/Wed at 2pm for  
Date of EVA

hubs

Df+ EVA

20/2/24
<del>OT</del> OT-63
8AM

NPO - 8hrs - solids  
2hrs - liquids.

28/2/24

PE missed Df+ EVA

New Df+ EVA -

05/03/24  
8:10am  
#63

05/03/24

EVA Unit-6

Ⓡ Enucleated for EORB

Ⓛ Group D RB

Total Chemo cycles - 11 [last on 23 Dec, 23]


Ⓡ EBRT - 20 sessions [last on 01/03/24]

IAC ⊙



Ⓟ enucleated  
prosthesis  
in situ.

Calcified  
lesion



lid encorla<sup>n</sup> E  
✓ Ornithema → post EBRT

Adv. Ⓟ field occupy TDS (B) for local application

Ⓟ EId myxinos J x curu -

Consultant opinion for Ⓟ IAC (single drug) /  
Ⓟ pericardial topotecan

5/2/24

ANALGESIA NOTES - EUGA

Dr. Smith  
Dr. Leishman  
Dr. Ayoub

- PAC reviewed, no change
- Ther: out motion - → in 26A
- W/W: Amn UVA #2-0
- W/W: out motion
- W/W: out motion

DIFFICULT IV

- procedure - U/E; vitals - stable; Pt comfortable & stable to 100%

ADL

- OL in bed
- no in bathing area
- Monitor vitals
- Inform JG

Ayoub  
JG

C/D/w Dr Deep

# Ward 4A Bam

DoA 5 June 2024

Date for (L)

Peri-ocular topotecan  
[as bridging therapy]

# (32)

Consultant ~~signature~~  
signature &

for (L) Double drug IAC

(L) - 500 Mycin (3) X 5 days

To Dr. Aditya Gupta.

→ Patient has been planned for

(L) Double drug IAC w/o partial response  
with previous single drug IAC.

→ Patient was now consider for

(L) periocular topotecan as bridge  
therapy due to undue delay  
in IAC date.

→ The child has no contraindication  
for autologous stem cell transplant  
from outside.

✓ Early date of periocular  
administration for topotecan in.

✓ 25/5/24

Ward 4A Bam

डॉ. निवेते लोमी / Dr NEIWETE LOMI  
अपर आचार्य Additional Professor  
डॉ. राजेन्द्र प्रसाद नेत्र विज्ञान केंद्र  
Dr. R.P. Centre for Ophthalmic Sciences  
अ.प्र.आ.स. नई दिल्ली / A.I.I.M.S., New Delhi-29

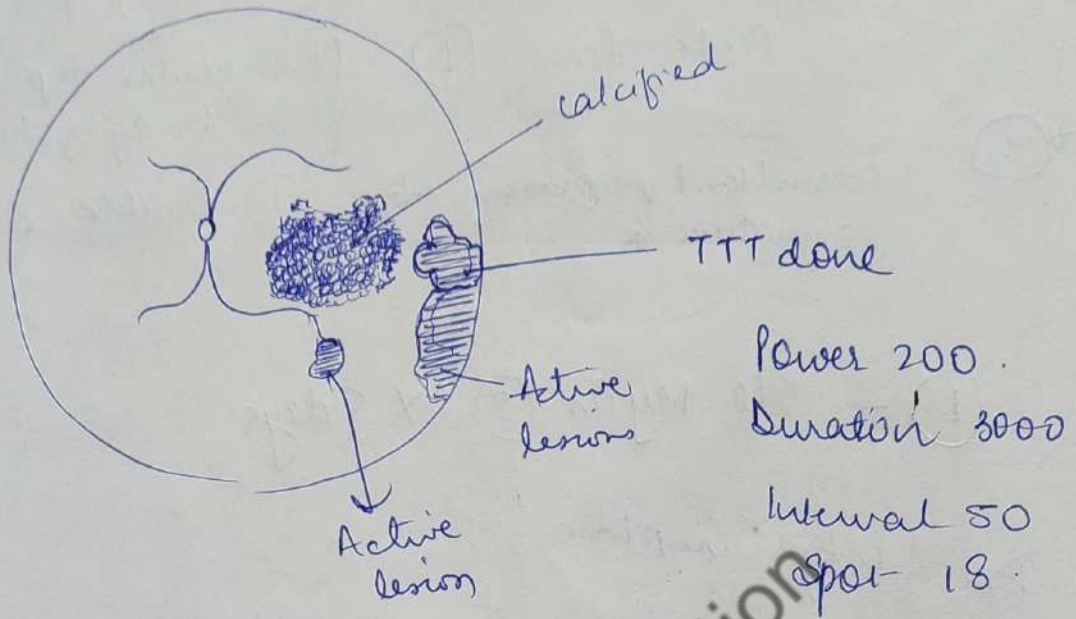
✓ 500 Mycin - T  
0 0

(158)  
✓ Y. Meher



28/5/24

EUA done ↓ Dr. Lomi / Dr. Nambara / Dr. Abhishek



Planned for (L) Double drug, EAc

(L) - 4d Mycin (3) x 5 days

25/6/24 → Double drug  
IAC  
(M+T)

INSTITUTE OF MEDICAL SCIENCES  
All India Institute of Medical Sciences  
New Delhi - 110029  
Phone: 011-26588111  
Fax: 011-26588112  
Email: [aiims@aiims.edu](mailto:aiims@aiims.edu)  
Website: [www.aiims.edu](http://www.aiims.edu)

30/7/24

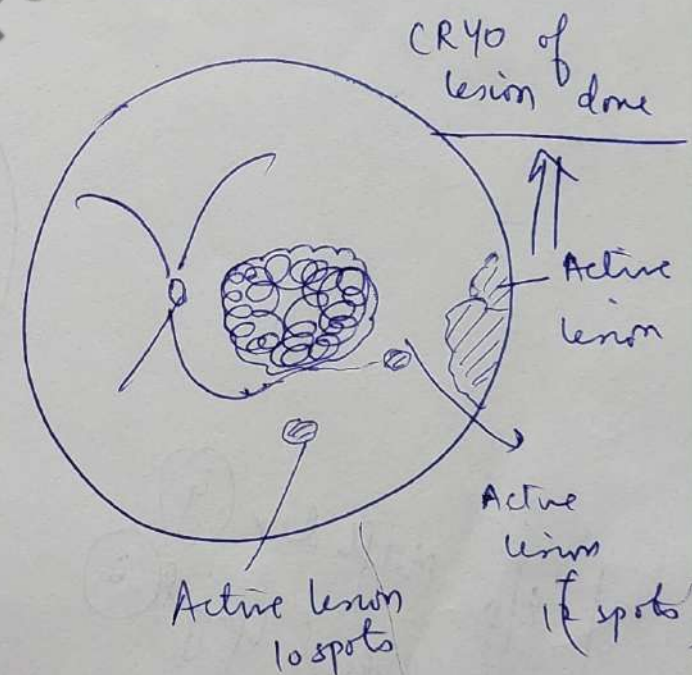
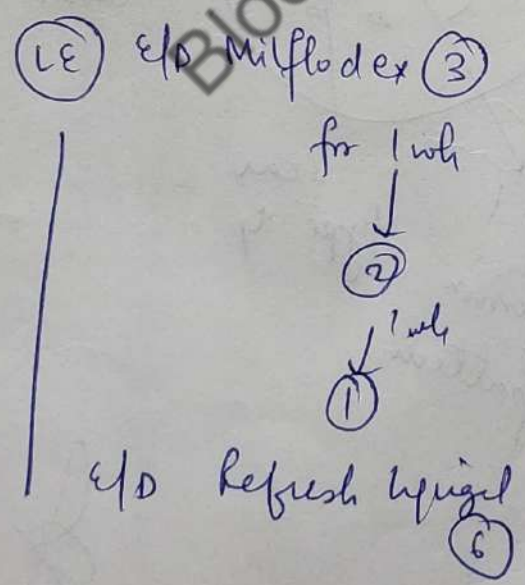
EVA unit 6

Du lomi / Du maintara / ~~Du~~ Arisheh

- 12 chemo cycles done last on 23/12/23
- (P) EBRT done last on 1/3/24
- (L) IAC [Melphalan] (16/4/24)
- (L) Double drug IAC (M+T) 25/6/24



Syp PCM (125/5) 2ml TDS x 2 days



TCT Power | 260 mW

done | 9000 ms

| 50 ms

~~Flu~~ Flu tomorrow in (142) 2pm

48/B Do Lomi

Plan

(L) Triple drug IAC

DOA | 21 Aug 2024 |

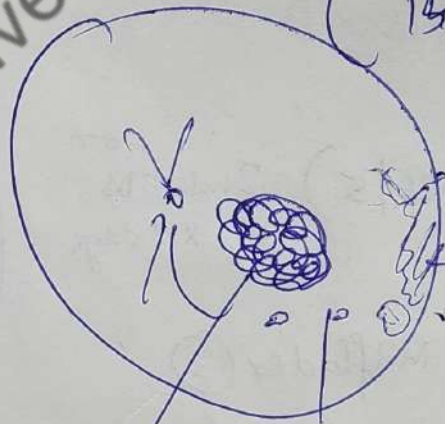
Ward 1A 8am

(R)

Penicillin topotecan given

25u IGA

(15/10/24)



Active lesion

type 1  
Respinin  
pattern

scar  
type 4

(R)

40 Mylodex (4)

40 Refresh (6)

200 PCNA end 000  
800


12/11/24

EVA ↓ Unit 6

Ocular Prosthesis:

(Dr Deep (Dr Sumit (Dr Abhishek (Dr Niranjana)  
 SRAT: 20 cycles (last 1/3/24) (R/E 2 nucleated)  
 Chem O: 12 cycles (last 23/12/23) (L/E YP D)  
 L H/E IAC (16/11/24) → M.  
 Double IAC (25/11/24) → M+T.  
 → Periorbital topotecan on 15.11.24)  
 → planned for triple drug IAC. (Samaan ready)

Low Vision Trial:



Adv:

→ 2ld myun 3TID x 5 days

→ Diff Admission: 12/11/24 (~~103~~) 123

7/2/25

EUA ↓ Unt6 (Dr. Sunir / Dr. Tapaswini)

(R) Su.  
(L) gpt

niple drug  
IAE

done (20/11/24)

Dr. Niranjana


EBST 20 cycles (11/3/24)  
chemo 12 cycles (23/12/24)

IAE 3 times  
(last 20/11/24)

Pinocaulan hypotecan (15/10/24)

Good response to IAE seen.

Thick tortuous vessels



Regressing mass.

Calcified regressed mass

Adv

EUA after 6 weeks

Doshi

18/2/25

01 5th floor 8AM.  
Npo. orders explained.

18/3/25

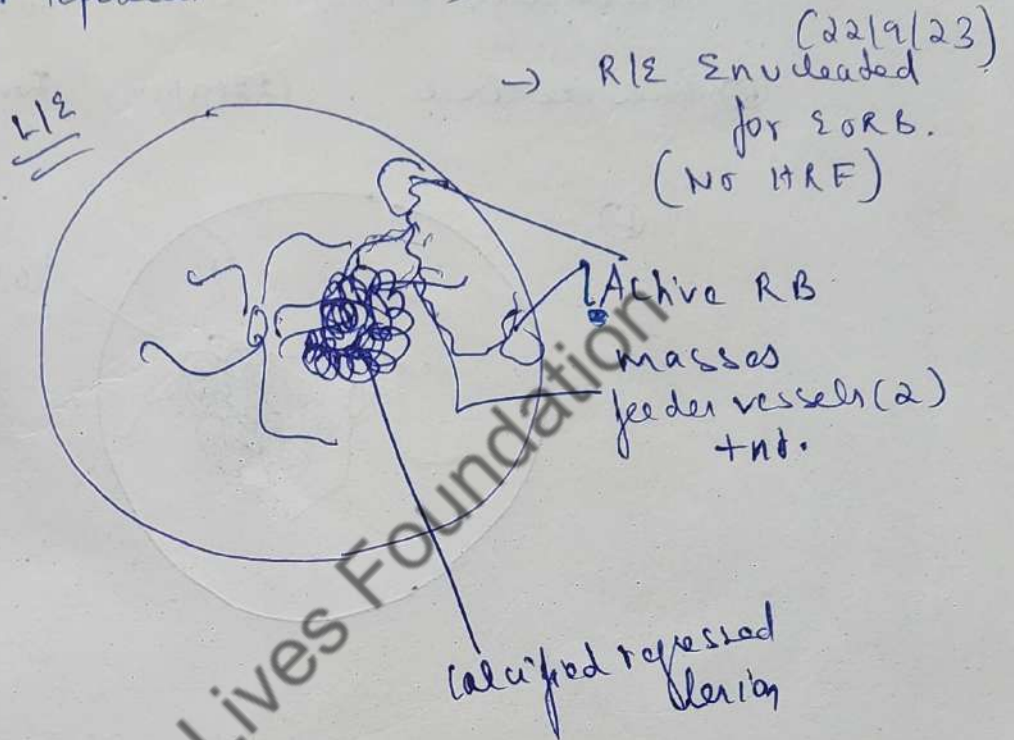
EVA ↓ unit · 6

C/D Dr. Bhawna Chauhan / Dr. Sumit /

Dr Niranjana

EBRT: 20 cycles Clast: 1/3/24  
 → chemo 12 cycles Clast: 23/12/24  
 MAC 3 cycle - Clast: 20/11/24  
 times

Periocular topotecan · (15/10/24)



C/D Dr. Prof Bhawna

- Status quo of the peripheral lesion observed (no ↓ / ↑ in size / no change in appearance)
- To be kept under close follow up (DIF/EVA in 4 weeks →)

6/2: 2ld mycin 3T10 x 5 days → stop

18/3/25
NPO explained
8:00 AM
7th floor

DIF/EVA

WJ  
SR

18/3/24

ⓑ Eua (times 6 - (Dr. Lomil D'Souza)  
Dr. Niranjan)

EBRT 20 cycles (last 1/3/24)  
chemo 12 cycles (Last 20/1/24)  
IAC 3 times last (20/1/24)  
pericardial resection (15/1/24)

ⓐ Eua cleared (22/9/23) For EORB - NO HRP

Ⓢ



large Achhe  
mass  
(grown comp  
to last  
EUA)

Advice  
C10/10 Dr Lomi

Ⓢ ELO Mycin 100 x 5 days

Advice triple drug IAC Ⓢ urgently.

DOA.

26/3/25  
Ward 1A  
7:30 AM

→ 8802577840 (cankid)

MJ  
SN