



IAC

ब. रो. वि. कार्ड O.P.D. Card

डा. राजेन्द्र प्रसाद नेत्र विज्ञान केन्द्र
अ. भा. आयु. सं., नई दिल्ली-110029

Dr. Rajendra Prasad Centre for Ophthalmic Sciences
A.I.I.M.S., New Delhi-110029



अनुभाग व दिन
Section and Day VI
बुधवार व शनिवार
Wednesday & Saturday

कमरा नंबर
Cabin No.

यू.एच.आई.डी. संख्या
UHID No. 106968653

आचार्य राधिका टंडन का एकक
Prof. Radhika Tandon's Unit

रोगी का नाम Name of the Patient	पुत्र/पुत्री/पत्नी S/D/W manoj ku. Pandey	लिंग Sex m/	आयु Age 148	पता Address Cachwaza Rajapur Chitrawkoot UP
------------------------------------	--	-------------------	-------------------	---

दिनांक DATE	निदान DIAGNOSIS RB
----------------	--------------------------

उपचार Treatment

Planned for IAC.

Family does not have any document
for screening for any of govt. scheme.

In view of illness, refer to

जेफ़रसन फाउंडेशन (DAKIDS) for assistance

Father is guided to
apply for ration card &
income cert.

(Signature)
सुरिंदर पाल कौर / SURINDER PAL KAUR
मिकल्सा सोसियल मेडियन अधिकारी
Medical Social Welfare Officer
अ. भा. आयु. सं. न. दिल्ली / Dr. R.P. Centre
अ. भा. आयु. सं. न. दिल्ली / A.I.I.M.S., New Delhi-110029

कृपया इस कार्ड को सुरक्षित रखें तथा अस्पताल में दिखाने के समय हर वक्त साथ लायें।

Kindly keep this Card safely and bring it on your follow-up visits.

- धूम्रपान निषेध 1. No Smoking
- कूड़ा कर्कट केवल कूड़ेदान में ही डालें 2. Use Dustbin
- थूकिये नहीं 3. No Spitting

Date:

Ocular Examination

	RIGHT EYE	LEFT EYE
Visual Acuity Cardiff/Snellen/ Preferential looking	doesn't follow light	follows light
Refraction UCVA BCVA	post fix	1 micro-pentile
IOP	diag, border	diag. @
Anterior segment Clinical Picture SLE	cornea clear Ac fat lens clear no NVJ	cornea clear Ac deep lens clear
Posterior segment I/O	post fix	
Color Picture OPTOS/ Montage		
Retcam		

Anaesthesia notes

[Dr. Sivroth, Dr. Anjali, Dr. Siddharth]

PAC reviewed.

NPO adequate - No URTI

Monitors attached - vitals stable -

I: O₂ + Sev + N₂O → I/v 20g (D) post → ACMA #1.5

M: O₂ + Sev + N₂O

R: 100% O₂ -

case: 0/4


Post op - LMA int. shifted to RL

Dr. Anjali
Siddharth

RF

BS ELI) myan (3) x 5 day

calicified mass



Regenerated Scar (+) = calcification

Anaesthesia Not

EVA ↓ GA

EVA done ↓ mit 6.

2/1/24

No of chemo: 4
last chemo: 16/12/23
(VEL)

IAC ⊖

EBRT ⊖

Adv: Intraoral inj. ⊖

Excellent response to chemo Rx
Continue cycle of chemo

Review after 2 cycles of chemo
in Ad oncology clinic
for next EVA date for

Dr. Sudharth Dr. Anjali
Dr. Anjali

PAC done. NPO adeq.

I: O₂ + Air + Sev 20g I/V

M: N₂O + Sev + I/150g

R: 100% O₂ LMA ↓ 1.5

Post op: vitals stable

Adv: 1. Administer vitals

2. O₂ by NP

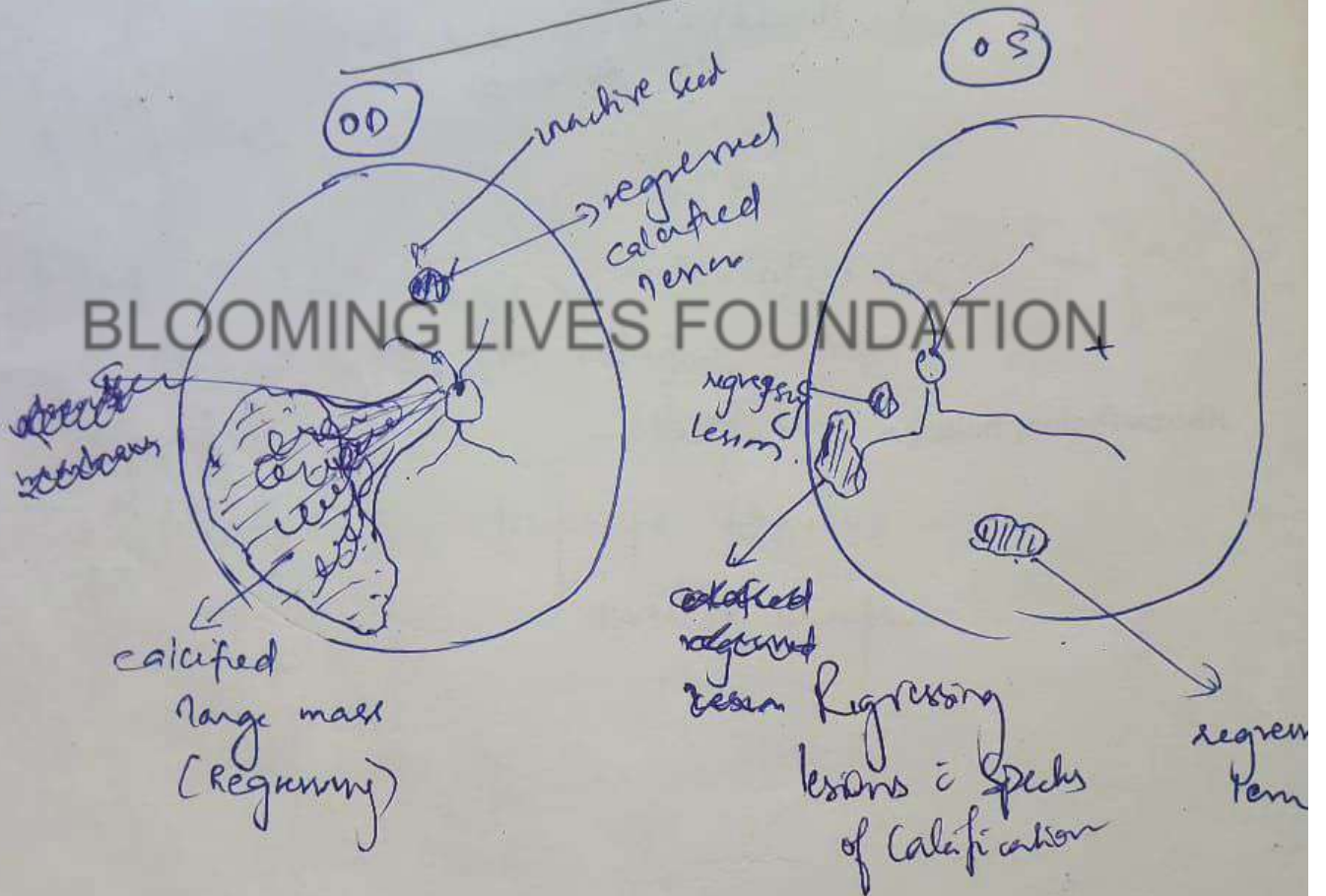
3. Inform

29 / 11 / 2023

EVA DR Sumit /
DR Ananya
PR Sreepa

K140
R GP E
RB
V MP GP
B
RB

SP. 2 cycles chemo
1. SDCEV = 2019/23
1. HDCEV = 21/10/23



- 12am: solid Excellent response to Chemo noted
 - 4am: liquid
 - 6am: water
- NPO explained Adv. Continue 2 more cycles of Chemo

2/1/23
8am (63)
Review after 2 cycles in Old Ones Clinic
for next EVA date
MS
SAG

5/2/23

AMBIOPHTHEIA

NOTE - EDA + FTE

Dr. Durakchi,
Dr. Leishner
Dr. August

- Pac removed, no adequate.

I/W: OLT + MORT + ... → IV 260

A/W: Amblyopia 1.0

M/W: ...

R/W: ...

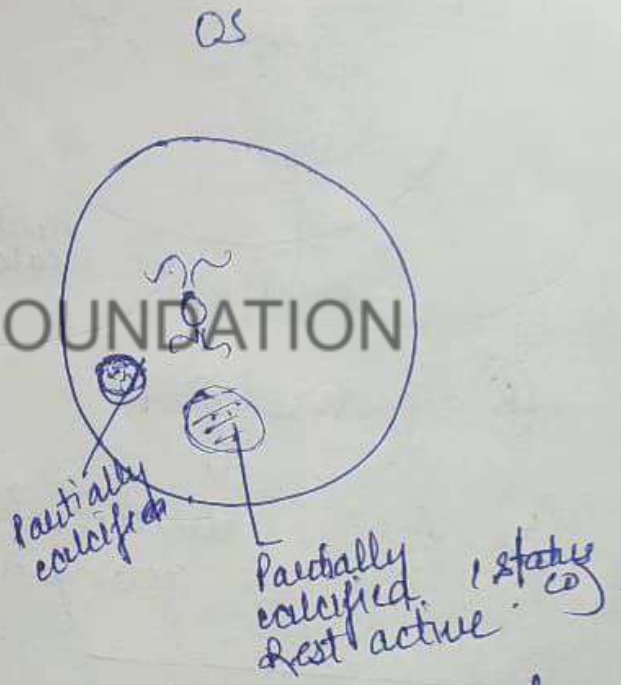

Drug: ...
Plan: ...

- ... shifted to ...

at

- ... via ...
- ... fill ...
- ... lateral position
- monitor ...

August 2023



BLOOMING LIVES FOUNDATION

8 hrs esdialy
 6 hrs processed milk
 4 hrs breast milk
 2 hrs water

D/F EDA after 3 weeks to decide for
 R.No 63 8:00 AM - 26/3/24 - L TTT
 → augmentation

BEld Myun 3 x 5 days

D/EVA | 5/3/2024
OT-63
8AM

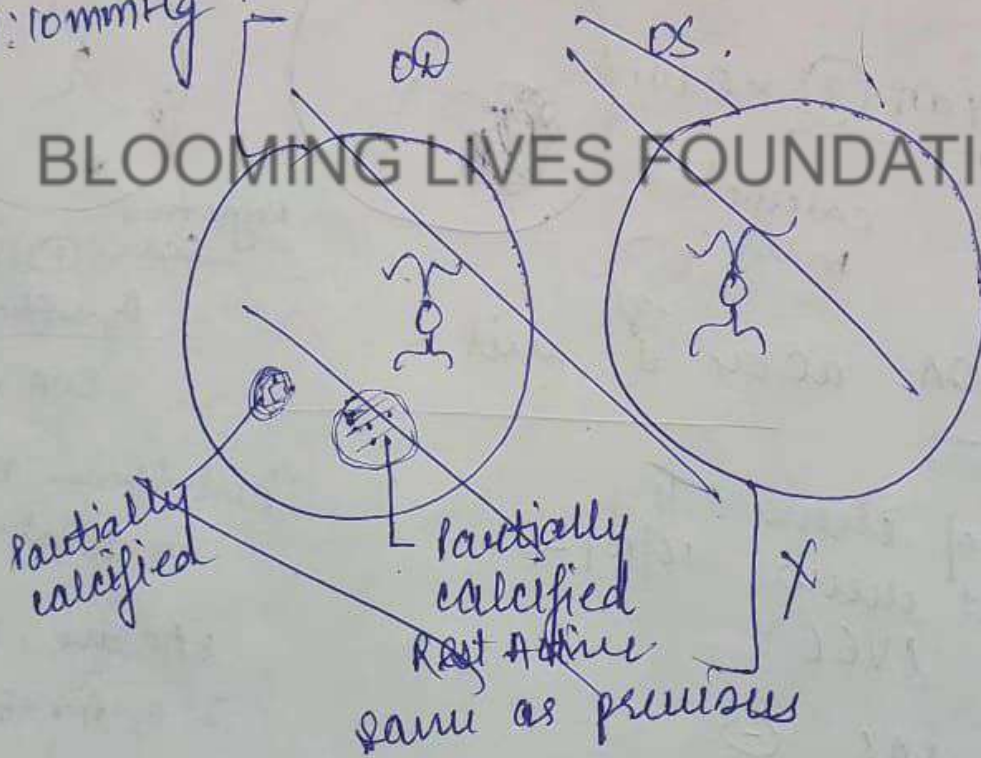
NPO - 6hrs - slowly
- 4hrs - known mm
- 2hrs - liquids

5/3/24

EVA done ↓ unit 6
(Mrs) Bhavana / Dr Shivani /
(Dr) Nairata

No of chemo: 6
Last chemo: 10/2/24
(V&C)
IAC ⊖
QBRT ⊖

10P (R): 10mmHg



D/F 30/4/24
R-NO 63
8:00 AM

NPD
- 6 hrs processed milk
- 4 hrs breast milk
- 2 hrs water

Need Sedation 05/07/24
123 9:30 AM

20/4/24

~~Amc 1/24~~

Syp Pedicure
4.5 ml stat

Ⓟ Regressed group E

Ⓟ Active Multifocal group B

(2) Cmo

5:17 PM

#129

#25

keep

Advice

ITM

VER

MSM

22.5m 119m

Cardiff

6/24
50

30/4/24

EVA done 1 unit - 6

(Prof Bhavana / Dr. Shivan / Dr. Nantale)

No. of chemo: 8

last on 27/4/24

EVA cancelled

i/v/o

URE

1AC / EBT ⊖

New

Dif. EVA

again. Lwell →

14/05/24
63
8 mm

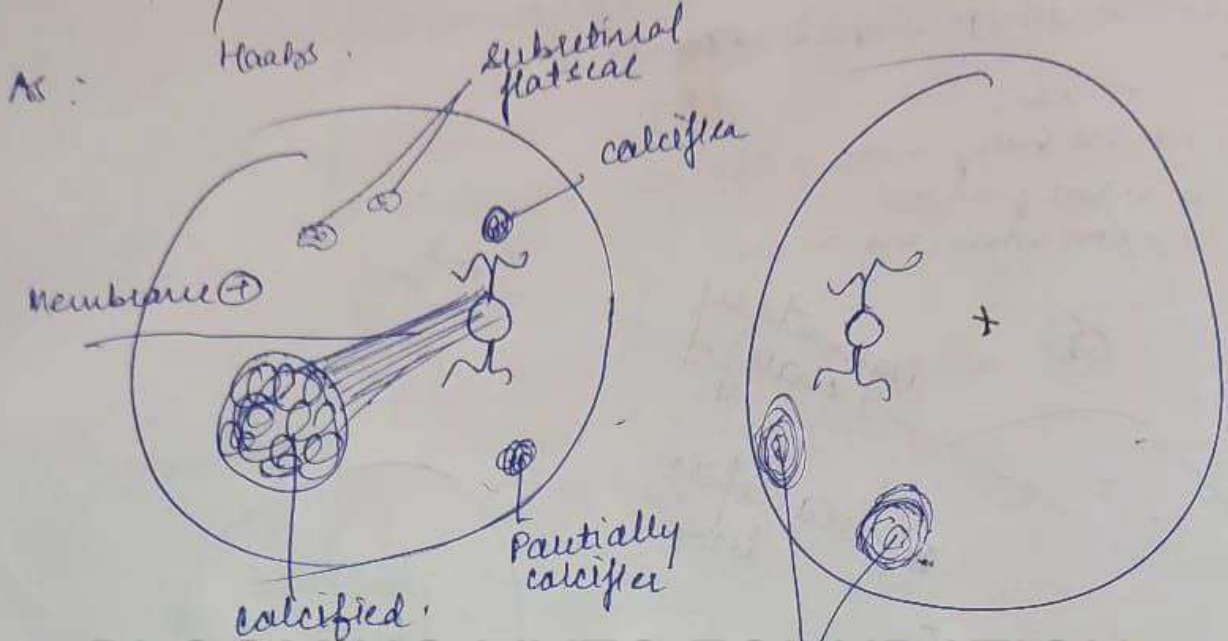
NPD - 12 hrs - solid
2 hrs - water

20/2/24

EVA done + unit 6
(Dr. Bhanu / Dr. Shivan / Dr. Naintala)

No of chemo: 6
Last chemo: 10/2/24
(VEC)

IAC/EBRT



BLOOMING LIVES FOUNDATION

(R) required gp E

(L) Active multicolored groups

ITC done
Power = 270 mw
Duration = 9000 msec
Count = 30

Adv

(L) + Ed moni KI (L) J x 5 days

(R) Ed myun 008 000 x 5 days

Refer to Pediatric oncology to consider for chemo

Augmented chemotherapy cycles i/v/o (L) Active disease

209/210/211

Wed/Sat 9AM

Prof. Raghava SETHY Dr. Jag

Dr. Aditya

2

14/5/24
- no cold 1/5 days
- usually sound

Kindly optimize pt. before procedure.
Refer to Peds Casacelles i/o conductor sounds
Ager / Anesther

New Date of EUA

28/05/24
6:30 AM

NPO - 8hrs - self
shs - water

BLOOMING LIVES FOUNDATION


28/05/24

EUA done by Dr. Deep / Dr. Nantara / Dr. Abhishek

Fu/c (R) regressed GpE (L) Multifocal GpB Active

No. of chencycles: 8 cycle (last - 27/5/24)

IAC, EB RT (R)




(25/6/24)
EWA done

(Prof Bhanu Chawla)
Dr Sumit / Dr Nairan
Dr Ashish

h/o 8 chems cycles - 8 cycles (last 24/4/24)

Response to TTT seen in LE



calafied
lentic
disc drag stop



TTT augmentation done

270 mw
20 spots
9000 ms

BE - old myom ③ + today stop

flu after 4 why

Date for EWA
(23/7/24) 7:30am
N/O explained
SR

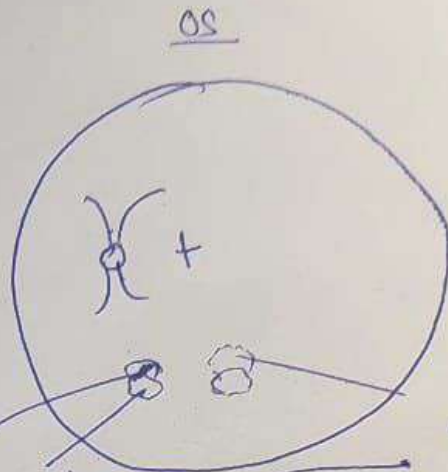
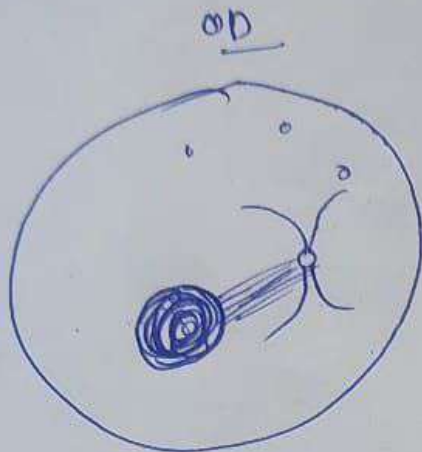
27/8/24

EVA done ↓ unit 6

Dai Sumit | Dai Sweepa | Dai Abhishek

H/O 8 chemocycles (last 27/4/24)
Response seen

∴



Response to TTT seen
cytic change (+)

flat lesion

Active lesion

Response to TTT seen

BLOOMING LIVES FOUNDATION

TTT done

- ① Power → 340 mW
- duraM → 9000 ms
- InterM → 50 ms
- spots → 15 spots

② BE) E/D Mycin ovs for 5 days

R/A 6 wks (off EVA)

12/NOV/24

63

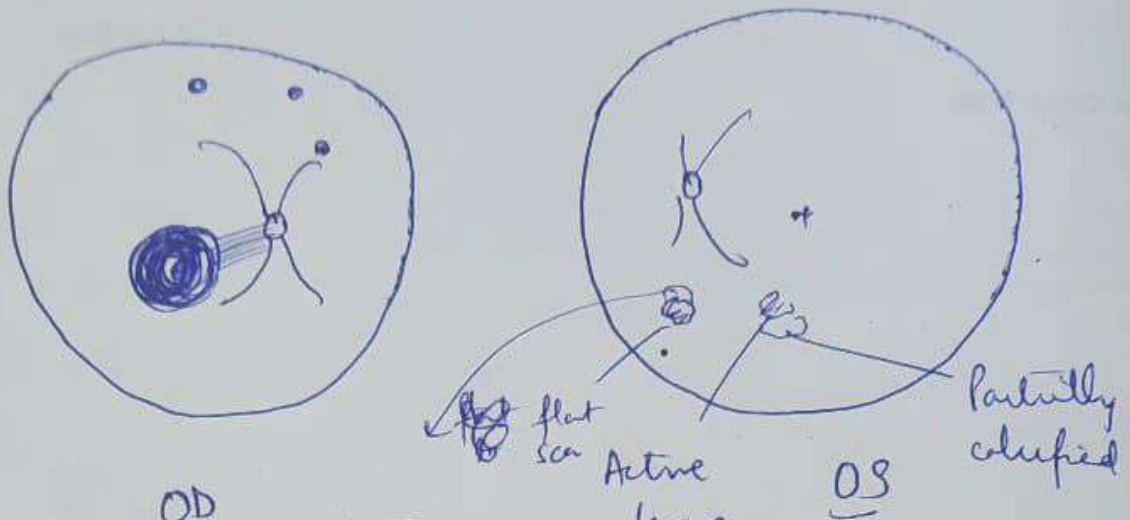
7:30 AM

OR

23/1/24

EVA JUVI ↓ de Lomi / de Dup / de Abreshu /
de Nainasa

4/0 8 chemo cycles (date - 27/4/24)
↳ Response to TTT seen in (E)



BLOOMING LIVES FOUNDATION

(R)

340 mW
9000 msec
11 spots
80 ms

(RE) Regressed Ep & RB

(LE) Active leonin

R/A

6 whs

(L) TTT augmented

27/08/24

casualty OT

#63

NPO explained

(L)

340 mW
9000 msec
13 spots
50 ms

(BE)

↳ Mycin on X 1 day

Date:

NEUROIMAGING

CT:

Right eye

Left eye

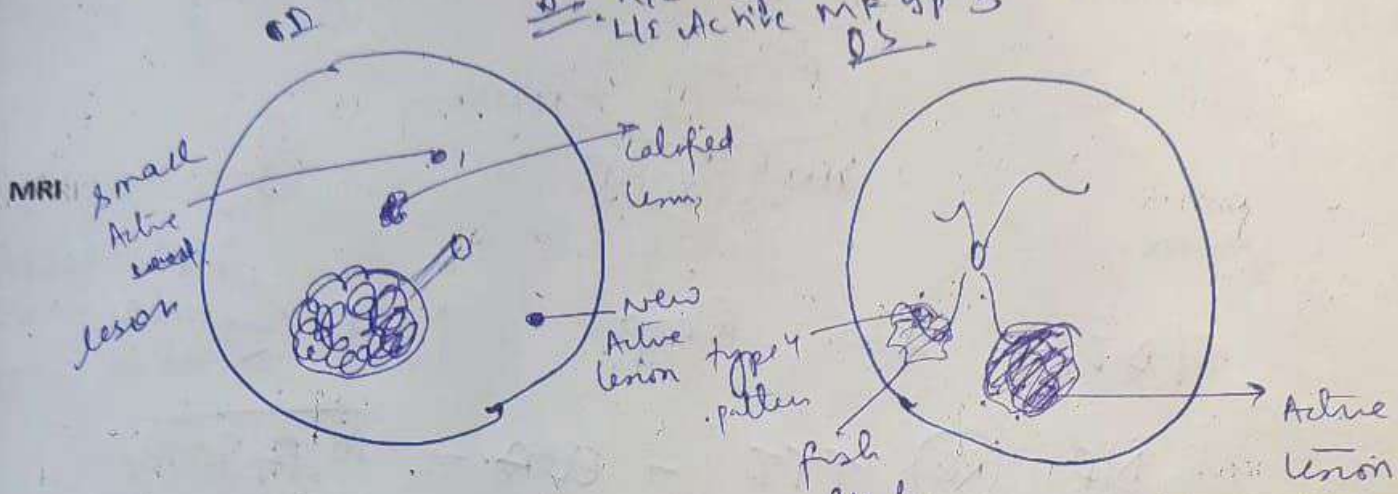
12/11/24

SVA & Unit 6 (Dr. Bunit / Dr. Abhishek / Dr. Niranjana)

CT (Orbit)

→ 8 cycles chemo (last 27/11/24)

RIE Regimed yp 2
LE Active MF yp 3
OS



MRI (Brain)

BLOOMING LIVES FOUNDATION

AP	5.43 mm
BR	7.25 mm
USD	

~~RTD augmentation done today~~

NRC Discussion:

Recurrence noted in B/E

B/E 2nd Myun 3T10 x 5 days

RIA ~~for RTD augmentation~~

(2 more cycles of chemo)

27/11/25
NPO explained
OT 5m just
8:00 AM

Dr. Sumit kindly consider for 2 more augmented cycles of chemo since recurrence noted. (Prof. Sachin Sethi / Dr. Bunit)

2nd floor
RAK OPD
(29/10)

10/12/24

COA Unit - G

Ocular Prosthesis: Dr Sumit | Dr Abhishek | Dr Niranjana

(Total cycles of chemo)

→ Patient has arranged funds for $\text{L} \oplus \text{IAC}$.

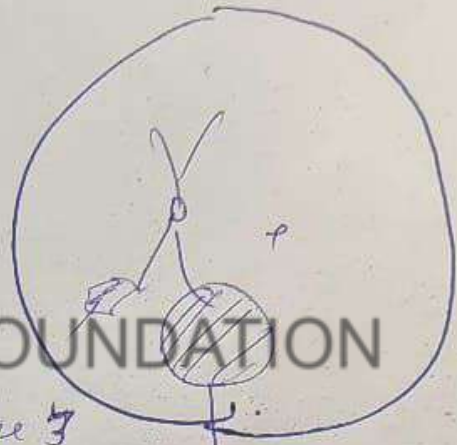
OD

OS

Low Vision Trial:



(No active lesion that is amenable to TTT)



BLE 2cd Mycin 3T 10 x 5 days.

→ DOA for L/E IAC :→

11/12/24
Ward 1A
7:30 AM

114

**ESTIMATE CERTIFICATE
TO WHOM IT MAY CONCERN**

This is to certify that Shri/Ms. **ARUNODAY** Age **17mo** Gender **M**
s/o. D/o. w/o. **MANO J PANDEY** is getting treatment under **Dr. Adomi** Dept.
vide registration no. UHD No. **106968653**

is suffering from **@Cap @Up RB**
He/she has been advised for surgical items for IAC procedure of cycles for **single drug** regimen and the
approximate cost of the total treatment is Rs. **₹ 101438/-**

(in words) Rupees **one lakh one thousand four hundred thirty eight**

Item-wise break-up of expenditure of the estimate (if applicable) is as below.

BLOOMING LIVES FOUNDATION		
1	INJECTION DOMINOLONE/LOMERON 300mg/300mg	1000RS
2	THREE WAY CONNECTOR(BD)-1	268RS
3	SHORT CONNECTING TUBES WITH 3 WAY-2	120RS
4	LONG CONNECTING TUBES WITH 3 WAY-2	308RS
5	LUER LOCK SYRINGES 10ml/0.1ml-1	43RS
6	MEDICUT 18G/PUNCTURE NEEDLE 18G/21G-1	315RS
7	EXCHANGE GUIDEWIRE(TERMO) 150cm, 32 ANGLED-1	2226RS
8	DOUBLE LARGE BORE Y-CONNECTOR(MERIT)-1	1250RS
9	FEMORAL SHEATH(ARROW) 5F X 7.5cm-1	1224RS
10	ENVOY 5F-1	12584RS
11	MARATHON-1/HEADWAY 21	52700RS
12	HYBRID/MIRAGE-1	26900RS
13	INJECTION MELPHALON 50mg/10ml	2,500RS
14	INJECTION TOPOTECAN 2.5mg/2.5ml	4,000RS
15	INJECTION CARBOPLATIN 150mg/15ml	1,000RS

Note:
This estimate certificate is being issued to avail financial assistance for treatment only.
The said estimate certificate is valid and applicable to avail financial assistance from Rashtriya Arogya Nidhi (RAN), Delhi Arogya Nidhi (DAN), State illness assistance fund, Prime Minister's Relief Fund, Health Minister's Discretionary Fund (HMDF), MP/Local area development fund, CM relief fund, and fund from other sources.
This Estimate Certificate is also applicable for Govt./PSU's employees and beneficiaries of ES
The Cheque is to be issued in favor of "Director AIIMS, New Delhi"

L. D. L.
Dr. L. D. L. Superintendent
All India Institute of Medical Sciences
New Delhi-110029

डॉ० दीपसेखर दास / Dr. Deepsekhar Das
सहायक आचार्य / Assistant Professor
नेत्र विज्ञान विभाग / Dept. of Ophthalmology
रा० कै० संस्थान, झज्जर / N.C.I., Jhajjar
एन० एन० आर० सं०, नई दिल्ली / AIIMS, New Delhi

Anaesthesia Record

Dr. Rajendra Prasad Centre for Ophthalmic Sciences
All India Institute of Medical Sciences, New Delhi-110029

Name Arumudhary Age/Sex 1069 68653 UHID 11/2/M Ht/Wt 11 Kgs CR.No.

ASA Grade: 1 2 (3) 4 5 E Diagnosis RE Group E Procedure RE Group B RB Mobile No.

Significant history/ medication:

- normal birth & dev. h/o
- no active URTI

Prematurity: Yes/No (No)

Post gestational age: 30

Cyanosis / apnoea:

Previous Anaesthesia Exposure & its complications:

Congenital Anomalies/Syndrome: (-)

Airway examination: Mouth opening: normal pediatric airway Mallampati Class Teeth Tongue (N)

Neck movements Retrognathia (-) High arched/cleft palate Tonsils

Intubation: simple / difficult

Respiratory System: Resp. Rate B/L AET Auscultation S/S

Cardiovascular System: Pulse rate/ Heart rate chest clear Heart Sounds Murmur

Any Significant finding Preop.SpO₂

IV access: Easy / Difficult

Nervous System: MR / Delayed mile stones / CP / Seizures (-)

Musculoskeletal system examination: head holding / difficulty in walking/ climbing stairs/ doing every day tasks (-)

Investigations: HB RFT LFT TFT

X-Ray Chest ECG ECHO

CT Brain MRI

Anaesthesia details:

SN	Date	Induction	Airway device	Anaesthesia maintenance	Procedure	Extubation	Anaesthesia team
1)	10/12/24	O ₂ + Sevoflurane + N ₂ O	↓ classic laryngeal mask airway #12	O ₂ + Sevoflurane + N ₂ O	RE TPT	100% O ₂	Dr. Arthod Dr. Ram Singh Dr. Sankar Dr. Grawani ✓

BLOOMING LIVES FOUNDATION

PACU: O2 by face mask

Remarks:

ब. रो. वि. कार्ड
O.P.D. Card

दृष्टि

अनुभाग व दिन
Section and Day VI
बुधवार व शनिवार
Wednesday & Saturday

कमरा नंबर
Cabin No.

UHID: 106968653

ABHA:

Dept No: 20230050113623

Clinic No: 2023/RB/405

RUNODAY PANDAY

DR MANOJ KUMAR PANDEY
4M 28D / M पुरुष

DHWARA RAJAPUR, CHITRAKOOT,
TAR ROAD Pin: 210208, INDIA

General Rs. 0

संख्या / Queue 23


कमरा / Room: 142

Unit-VI

Retinoblastoma

Dr. SR/JR RB -VI- R.142B (A.N)

WED, SAT
बुध, शनि



Registration time:
13/11/2024 01:26:31 PM

रिजल्ट राधिका टंडन का एकक
f. Radhika Tandon's Unit

लिंग
Sex

आयु
Age

पता
Address

दिनांक DATE	निदान DIAGNOSIS	उपचार Treatment
18/11/24		<p>(A2 B) in onco clinic for consultant opinion today @ 2pm.</p> <p>BLOOMING LIVES FOUNDATION</p>

कृपया इस कार्ड को सुरक्षित रखें तथा अस्पताल में दिखाने के समय हर वक्त साथ लायें।

Kindly keep this Card safely and bring it on your follow-up visits.

- धूम्रपान निषेध
- कूड़ा कर्कट केवल कूड़ेदान में ही डालें
- थूकिये नहीं

1. No Smoking

2. Use Dustbin

3. No Spitting